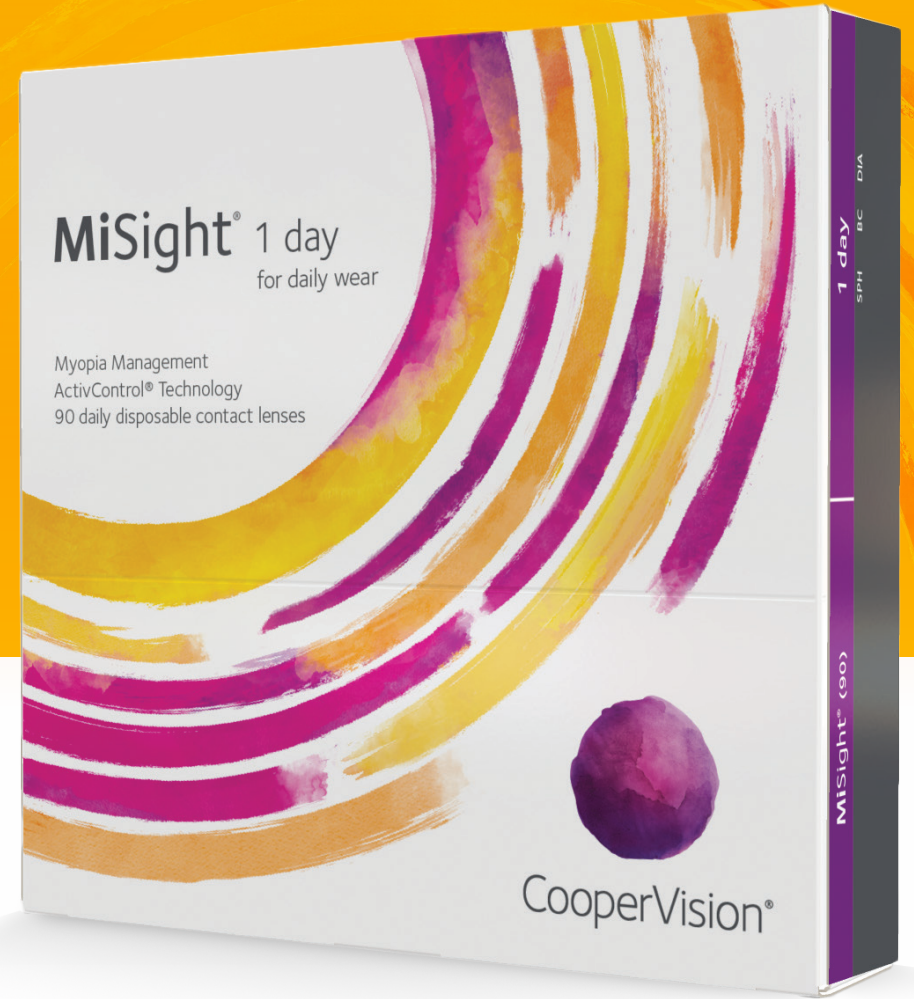


See the difference implementing

MiSight[®] 1 day

INTO YOUR PRACTICE CAN MAKE



MiSight[®] 1 day
for daily wear



FDA-Approved*



MYOPIA TODAY

MYOPIA FACTORS

WHAT IS MISIGHT[®] 1 DAY

MISIGHT[®] 1 DAY DATA

PATIENT RESPONSE

RESOURCES & TOOLS

MISIGHT[®] 1 DAY CERTIFIED

REFERENCES

The state of myopia today

Did you know that myopia rates have almost doubled since 1971?¹



Myopia is increasing at an alarming rate: more than **40% of Americans are nearsighted, up from 25% in 1971.**¹ This increase is most notable in school-age children.²



In North America, the prevalence of myopia is expected to **increase to 58% by the year 2050.**⁵

Causes for the rising prevalence of myopia

Genetics and lifestyle

Although genetics play a role in myopia, (The odds of a child developing myopia are increased by 3x when one parent has myopia and by 6x when both parents have myopia.)^{4,5} the abrupt increase points to environmental factors. Research shows that modern lifestyles may influence the development of myopia.

Insufficient time spent outdoors^{6,7}

Prolonged time spent reading and playing or working with digital devices, like smartphones or tablets^{6,7}

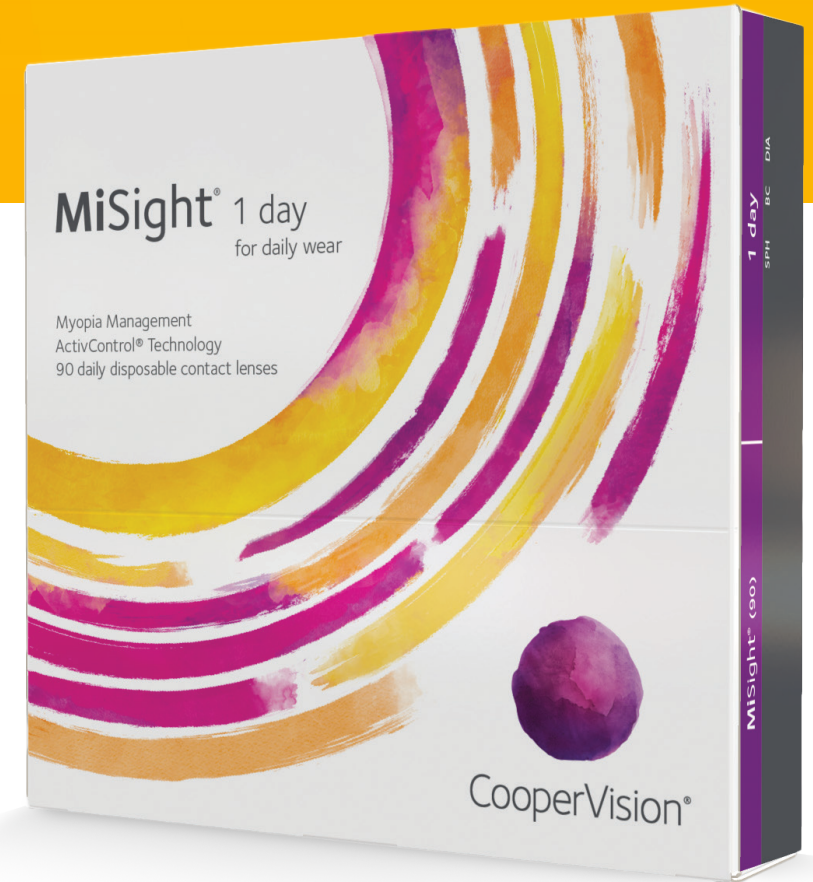
Poor lighting levels^{6,7}

What is MiSight?

MiSight® 1 day is the FIRST and ONLY ONE for myopia control⁸

MiSight® 1 day is an award-winning dual-focus soft contact lens that uses ActivControl™ technology to slow the elongation of the eyeball⁹⁻¹¹

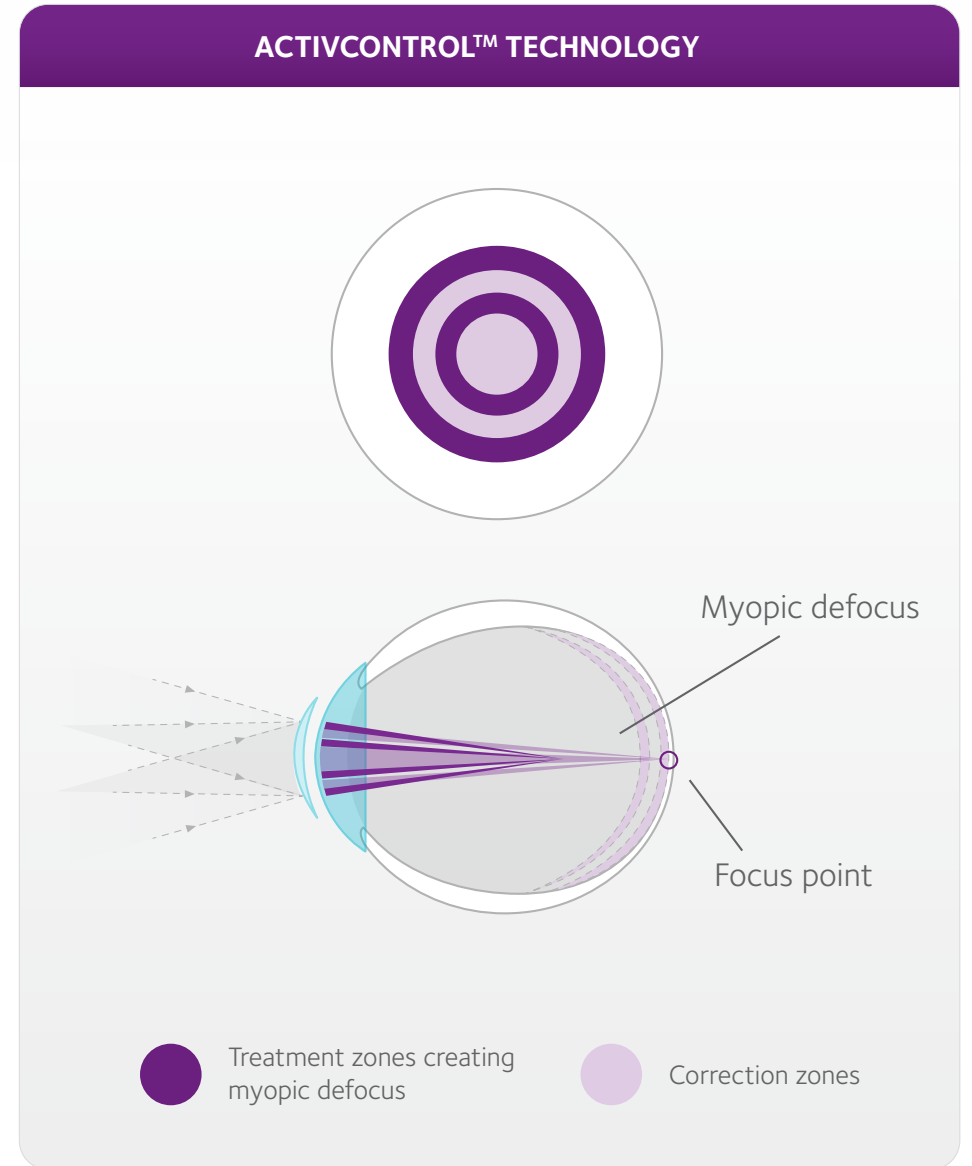
- This design allows the child to see clearly, with **potential long-term benefits**



How MiSight[®] 1 day works

The ActivControl™ technology in MiSight[®] 1 day uses alternating vision correction zones and treatment zones, represented by the two different shades of purple in the diagram

- The **lighter purple** vision correction zones contain the power of the contact lens to correct the vision and the **darker purple** treatment zones are the defocus areas to slow the progression of myopia



The clinical data

The results from the 7th year of the longest continuous soft contact lens study

PART ONE

FIRST 3 YEARS | PROSPECTIVE RANDOMIZED CONTROLLED

- MiSight® 1 day contact lenses reduced the rate of myopia progression by **59%** on average^{9†}
- MiSight® 1 day also reduced the rate of axial length growth by **52%** on average^{9†}

PART TWO

YEARS 4 THROUGH 6 | ALL PARTICIPANTS NOW WEARING MISIGHT® 1 DAY

- On average, children wearing MiSight® 1 day progressed **less than -1.00D** over 6 years^{10‡}
- Children wearing MiSight® 1 day **achieved excellent visual acuity** across all visits throughout 6 years of the clinical study^{9,10}
- Over a 6 year period, nearly 1 in 4 eyes (23%) in MiSight® 1 day showed **no meaningful progression** in refractive error despite this being a key period for eye growth^{12**}

PART THREE

YEAR 7 | 1 YEAR AFTER STOPPING MISIGHT® 1 DAY TREATMENT

- Year 7 results from the international MiSight® 1 day clinical study found that the mean axial elongation showed no evidence of rebound - myopia control treatment gains were retained over 12 months after treatment ceased. 11,5****

Patient acceptance and satisfaction

Clinical studies show that contact lenses are generally safe for children to use, but parents may understandably be hesitant, but the following were found to be true:

9 OF 10

9 of 10 children as young as 8 years old are able to **apply and remove their lenses on their own**^{13§}

CONFIDENCE

Contact lenses also **improved how the children felt about themselves**, their appearance, self-esteem, and ability to perform activities¹⁶

LOW SIDE EFFECTS

The incidence of **side effects** in children 8-12 years old are similar to adults, and in some case is **considerably lower**¹⁴

- In fact, the use of daily disposable contact lenses is safer compared to reusable contact lenses^{15||}

15 MIN

It only takes younger children about **15 minutes** longer than teens to learn how to apply and remove their lenses¹⁶

CooperVision Support Tools



Access to **Myopia Management Specialists** to help answer questions and successfully implement MiSight® 1 day into practice



Access to **patient marketing materials** and ongoing education



Your **practice showcased on practice locator** to drive demand to your practice



Ongoing **patient and parent education and support** through ongoing marketing efforts to drive awareness and demand for MiSight® 1 day contact lenses

Ready to implement

MiSight[®] 1 day

INTO YOUR PRACTICE?

Get MiSight[®] 1 day certified



Talk to your CooperVision sales representative

OR



Scan the code to enroll in your online certification



References

Disclaimer: The stability of the myopia reduction effect 1-year post-treatment is being further evaluated in a post-approval study in the U.S. as a condition of FDA approval for MiSight® 1 day.

*MiSight® 1 day (omafilcon A) soft (hydrophilic) contact lenses for daily wear are indicated for the correction of myopic ametropia and for slowing the progression of myopia in children with non-diseased eyes, who at the initiation of treatment are 8-12 years of age and have a refraction of -0.75 to 4.00 diopters (spherical equivalent) with ≤ 0.75 diopters of astigmatism. The lens is to be discarded after each removal.

†Compared to a single vision 1 day lens over a 3 year period. ‡Fitted at 8-12 years of age at initiation of treatment. **-0.25D or less of change. Fitted between the ages of 8-12 at the initiation of treatment. ***On average, for children aged 8-15 at initiation of treatment. 12-month cessation study following 3 or 6 years of wear. ****Preliminary international study data shows that, on average, for children that discontinued treatment at age 14-19 following 3 or 6 years of MiSight® 1 day wear, the eye growth reverted to age-expected average myopic progression rates. §By 1 month. As reported by parents. ||Versus reusable soft CLs (2-week or monthly replacement).

References:

1. Vitale, S et al. 2009. Increased prevalence of myopia in the United States between 1971-1972 and 1999-2004. *Arch Ophthalmol* 127(12): 1632-1639.
2. Cooper, Y. With Childhood Myopia Rates on the Rise, the American Optometric Association Highlights the Importance of Early Intervention through Annual Eye Exams. <https://www.aoa.org/newsroom/myopia-rates-on-the-rise-syvm>. Published March 1, 2019. Accessed May 1, 2019.
3. Holden BA, Fricke TR, Wilson DA, et al. Global Prevalence of Myopia and High Myopia and Temporal Trends from 2000 through 2050. *Ophthalmology*. 2016;123(5):1036-1042. doi:10.1016/j.ophtha.2016.01.006
4. Jiang X, Tarczy-Hornoch K, Cotter SA, et al. Association of Parental Myopia With Higher Risk of Myopia Among Multiethnic Children Before School Age [published online ahead of print, 2020 Mar 19]. *JAMA Ophthalmol*. 2020;138(5):1-9.
5. Mutti DO, Mitchell GL, Moeschberger ML, Jones LA, Zadnik K. Parental myopia, near work, school achievement, and children's refractive error. *Invest Ophthalmol Vis Sci*. 2002;43(12):3633-3640. doi:10.1001/jamaophthalmol.2020.0412
6. Morgan P. C52102: Is myopia control the next contact lens revolution? 2016. Available from <https://www.opticianonline.net/cet-archive/127>.
7. Rose KA, Morgan IG, Ip J, et al. Outdoor Activity Reduces the Prevalence of Myopia in Children. *Ophthalmology* 2008;115(8):1279-1285.
8. TBD
9. Chamberlain P, et al. A 3-year randomized clinical trial of MiSight® lenses for myopia control. *Optom Vis Sci*. 2019; 96(8):556-567.
10. Chamberlain P, Arumugam B, Jones D et al. Myopia Progression in Children wearing Dual-Focus Contact Lenses: 6-year findings. *Optom Vis Sci* 2020;97(E-abstract): 200038.]
11. Chamberlain P, Arumugam B, et al. Myopia progression on cessation of Dual-Focus contact lens wear: MiSight 1 day 7 year findings. *Optom Vis Sci* 2021;98:E-abstract 210049.
12. Chamberlain P, et al. Myopia Progression in Children wearing Dual-Focus Contact Lenses: 6-year findings. *Optom Vis Sci* 2020;97(E-abstract):200038.
13. CVI data on file 2018. MiSight 1 day 3-year study report.
14. Bullimore MA. The Safety of Soft Contact Lenses in Children. *Optom Vis Sci*. 2017 Jun;94(6):638-646.
15. Gifford KL. Childhood and lifetime risk comparison of myopia control with contact lenses. *Cont Lens Anterior Eye*. 2020 Feb;43(1):26-32.
16. Walline JJ, Jones LA, Rah MJ, Manny RE, Berntsen DA, Chitkara M, Gaume A, Kim A, Quinn N; CLIP STUDY GROUP. Contact Lenses in Pediatrics (CLIP) Study: chair time and ocular health. *Optom Vis Sci*. 2007 Sep;84(9):896-902.